



Output connections



- ① OUTPUT POSITIVE
- ② OUTPUT NEGATIVE



INSTALLATION DIMENSION

Contents	Warning.....	1
Important note	Specifications.....	2
Input and output.....		3
Output	Installation dimension.....	4

WARNING NOTICES

SAFEGUARDS

Electrical energy can perform many useful functions, This unit has been engineered and manufactured to assure your personal safety. Improper use can result in potential electrical shock or fire hazards. In order not to defeat the safeguards, observe the following precautions for its installation, use and servicing.

Explanation of Graphical Symbols



**CAUTION
RISK OF ELECTRIC SHOCK
DO NOT OPEN**



**CAUTION
RISK OF ELECTRIC SHOCK:
OPEN ONLY IF QUALIFIED
AS SERVICE PERSONNEL**

WARNING: TO PREVENT FIRE OR ELECTRIC SHOCK, DO NOT EXPOSE THIS EQUIPMENT TO RAIN OR MOISTURE

IMPORTANT NOTE

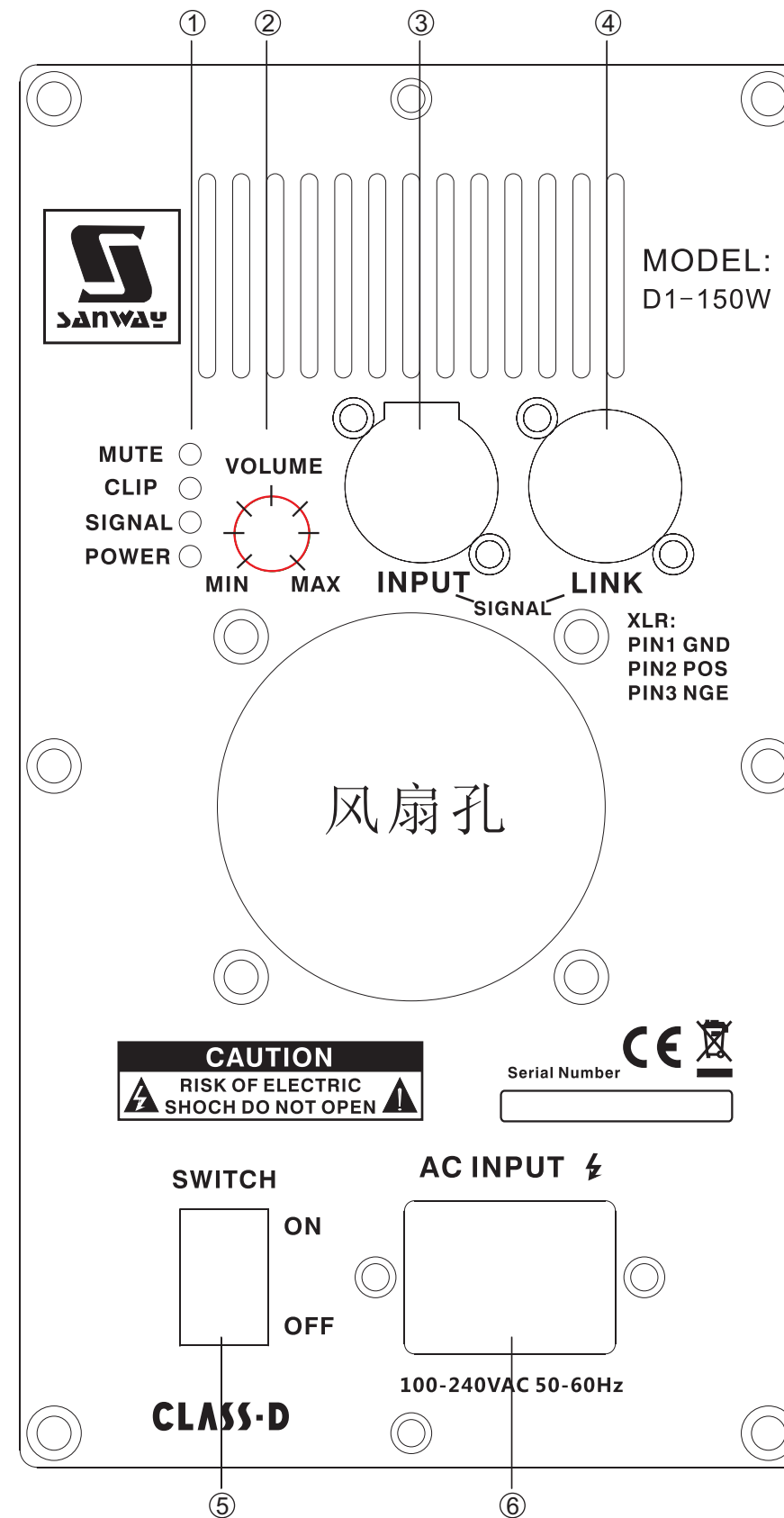
ATTENTION: This unit must be protected from damp because of the risk of fire and the possibility of electric shocks.

1. Make sure that you have the correct mains voltage. Only operate the unit at the mains voltage marked on the rear panel.
2. Make sure that nothing especially no metal objects are inserted into the device. This could result in electric shock or malfunction.
3. If the unit is subjected to extreme fluctuations of temperature e.g. On being transported from outside into a heated room, condensation can form. This unit should not be used until it has reached room temperature.
4. In the event of water or any other fluid being accidentally spilt on the unit switch the unit off immediately and send it to a qualified service workshop for inspection.
5. Make sure that the unit is always well ventilated and never exposed to direct sunlight
6. Do not use sprays to clean the unit as they have a detrimental effect on the unit and could ignite suddenly.
7. The machine use single power switch, please cut off the power before fix.
8. Please do not put the cup, vessel of flower or container above the machine, in case the leak out water then cause the leakage current off the machine.

CLASS-D AMPLIFIER MODULE

SPECIFICATIONS

ITEM	D1-150W
8Ω Power	1×150W
4Ω Power	1×200W
Frequency Response	20Hz-20KHz ±1dB
THD+N 1KHz 1W 8Ω	<0.1%
Signal to Noise Ratio 1KHz	>80dB
Class	D
Protection	Short,DCP,OVP,UVP,OCP,OTP
Operating Voltage	90V-265V
Input Sensitivity	1V
Input Impedance	20KΩ
Fuction	VOLUME
Dimensions(W×H×D)	206×115×67mm
Packing Dimension	230×140×100mm
Net Weight(kg)	0.9
Gross Weight(kg)	1.6



1. LED INDICATORS
2. VOLUME CONTROL
3. AUDIO INPUT
4. AUDIO LINK OUTPUT
5. POWER SWITCH
6. POWER SUPPLY INPUT